

Procedure for Payment of Application Fee for KSCSTE Research Fellowship Examination

Read the Instructions Carefully before proceeding for Online Payment

NB : SC/ST Category and Differently-abled candidates are exempted from registration fee.

Candidates who are directed to pay Examination Fees of Rs.750/- Click Online Payment Button **after 24 hours of your initial Registration**

The screenshot shows a web browser window with a search bar at the top containing "Most Visited", "Getting Started", and "Accurate Word count...". Below the search bar is a blue header with the text "KSCSTE Fellowship". Underneath the header are three green buttons: "REGISTER", "ONLINE PAYMENT", and "LOGIN". A tooltip box is visible over the "ONLINE PAYMENT" button, containing the text "SC/ST/Differently abled candidates are exempted from application fee.". Below the buttons is a "Downloads" section with a single link: "1. FORMAT OF THE CERTIFICATE FOR DIFFERENTLY ABLED CANDIDATES". At the bottom of the page, there is a blue footer with the text "© KSCSTE 2019 2020 All rights reserved" and a URL: "https://www.onlinesbi.com/sbicollect/collecthome.htm?corpID=525043".

Tick the Checkbox and Click Proceed

The screenshot shows a web browser window with the address bar displaying `onlinesbi.com/sbicollect/icollecthome.htm?corpID=525043`. The page header includes the SBI logo and the text "State Bank Collect". Below the header is a navigation bar with "Products & Services" and "Know More" links, and a language selector for "हिंदी". The main banner features a graphic with a house, a globe, a tree, and a laptop displaying "PAYMENT ONLINE", with the text "STATE BANK COLLECT A MULTI-MODAL PAYMENT PORTAL".

DISCLAIMER CLAUSE

Terms Used

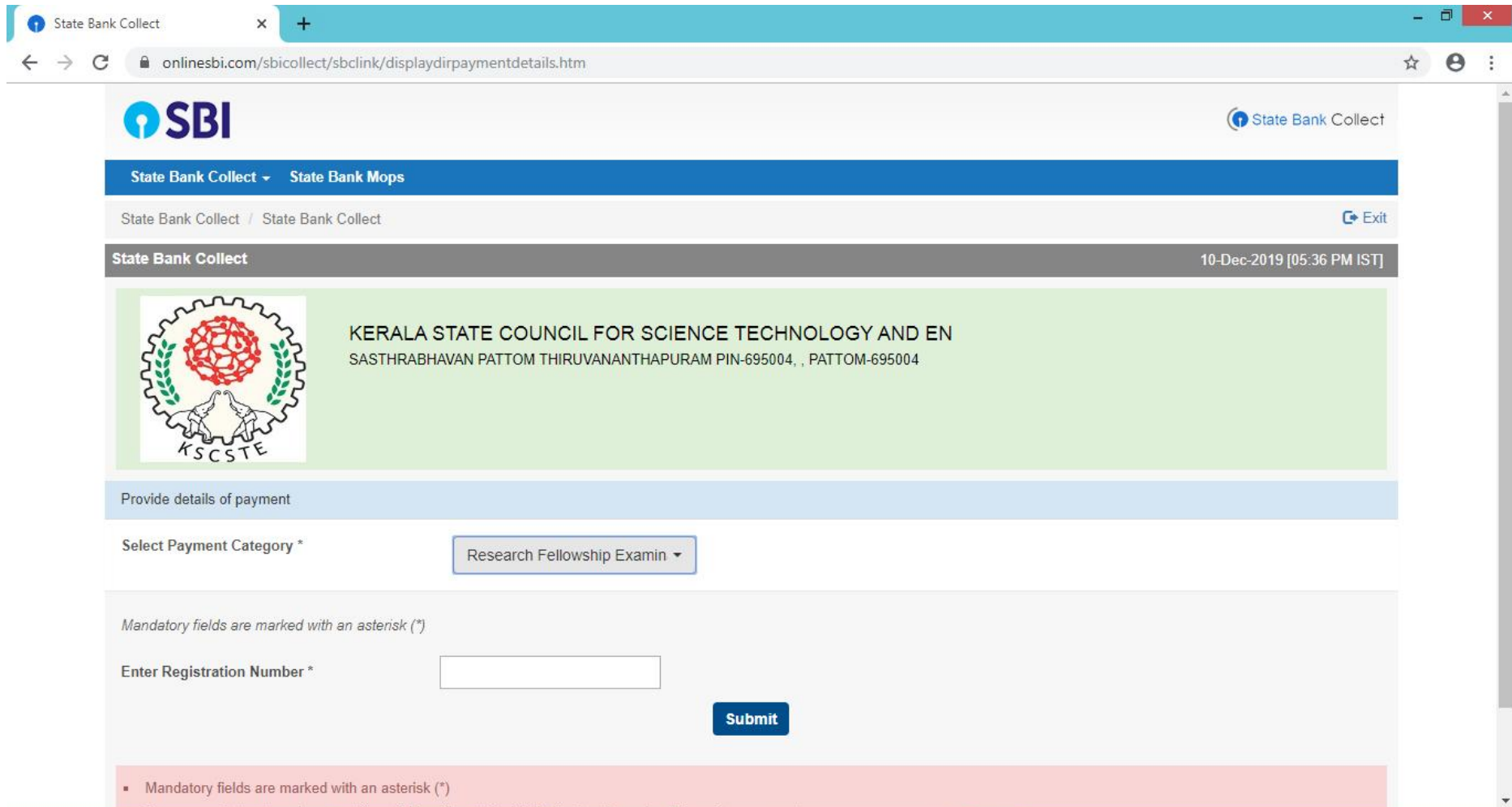
- > **Corporate Customer:** Firm/Company/Institution (F/C/I) collecting payment from their beneficiaries.
- > **User:** The beneficiary making a payment to F/C/I for the services/goods availed.
- > Bank shall not be responsible, in any way, for the quality or merchantability of any product/merchandise or any of the services related thereto, whatsoever, offered to the User by the Corporate Customer. Any disputes regarding the same or delivery of the Service or otherwise will be settled between Corporate Customer and the User and Bank shall not be a party to any such dispute. Any request for refund by the User on any grounds whatsoever should be taken up directly with the Corporate Customer and the Bank will not be concerned with such a request.
- > Bank takes no responsibility in respect of the services provided and User shall not be entitled to make any claim against the Bank for deficiency in the services provided by the Corporate Customer.
- > The User shall not publish, display, upload or transmit any information prohibited under Rule 3(2) of the Information Technology (Intermediaries guidelines) Rules, 2011.
- > In case of non-compliance of the terms and conditions of usage by the User, the Bank has the right to immediately terminate the access or usage rights of the User to the computer resource of the Bank and remove the non-compliant information.

I have read and accepted the terms and conditions stated above.
(Click Check Box to proceed for payment.)

Proceed

© State Bank of India [Privacy Statement](#) | [Disclosure](#) | [Terms of Use](#)

Select Payment Category as **Research Fellowship Examination Fee** and Enter your **Registration Number** and **Submit**



The screenshot shows a web browser window with the URL `onlinesbi.com/sbcollect/sbclink/displaydirpaymentdetails.htm`. The page header includes the SBI logo and navigation links for "State Bank Collect" and "State Bank Mops". A breadcrumb trail shows "State Bank Collect / State Bank Collect" with an "Exit" button. A dark grey bar displays "State Bank Collect" and the timestamp "10-Dec-2019 [05:36 PM IST]".


The main content area features the logo of the KERALA STATE COUNCIL FOR SCIENCE TECHNOLOGY AND EN (KSCSTE) on the left, which includes a gear, a red molecular structure, and two hands. To the right of the logo, the text reads: "KERALA STATE COUNCIL FOR SCIENCE TECHNOLOGY AND EN" and "SASTHRABHAVAN PATTOM THIRUVANANTHAPURAM PIN-695004, PATTOM-695004".

Below the header, a light blue bar contains the text "Provide details of payment". The form includes a dropdown menu for "Select Payment Category *" with "Research Fellowship Examin" selected. A note states "Mandatory fields are marked with an asterisk (*)". The "Enter Registration Number *" field is an empty text box. A blue "Submit" button is positioned below the registration number field. A red warning box at the bottom of the form area repeats the note: "Mandatory fields are marked with an asterisk (*)".

The Details like Name, Mobile No and email id of the corresponding applicant will be displayed automatically on the screen etc. Click the Submit button and a new page will appear to verify the details and click Confirm

State Bank Collect

onlinesbi.com/sbicollect/payment/showpaymentdetails.htm



KERALA STATE COUNCIL FOR SCIENCE TECHNOLOGY AND EN
SASTHRABHAVAN PATTOM THIRUVANANTHAPURAM PIN-695004 , PATTOM-695004

Provide details of payment

Select Payment Category *

Registration Number *

Name *

Mobile Number *


email id *

AMOUNT

Remarks

Please enter your Name, Date of Birth (For Personal Banking) / Incorporation (For Corporate Banking) & Mobile Number.
This is required to reprint your e-receipt / remittance(PAP) form, if the need arises.

Name *

Date Of Birth / Incorporation * 

Select your payment option and proceed for payment. Note down the **SBI Collect Reference Number / DU Number** after completing the payment procedure. This **DU Number should be entered while filling the Application form** in Fellowship Registration website.

The payment modes included are Net banking, Debit cards, Credit Cards, UPI and Offline payment. For offline payment, you must take a print out of Pre Acknowledgement Payment (PAP) Form for payment through any SBI branch.

The screenshot shows the SBI Collect payment interface. The browser address bar displays 'onlinesbi.com/sbicollect/payment/mopspage.htm'. The page is organized into three main sections: Net Banking, Card Payments, and Other Payments Modes. Each section contains several payment options with their respective bank charges and a 'Click Here' button to proceed.

Payment Mode	Bank Charges	Status
State Bank of India	Rs 11.8	Available
Other Banks Internet Banking	Rs 17.7	Available
State Bank ATM-cum-Debit Card	Rs 0.0	Available
Other Banks Debit Cards	Rs 0.0	Available
Credit Cards	Rs 12.98	Available
Prepaid Card	Rs 12.98	Available
Foreign Card	--	Not Enabled
SBI Branch	Rs 59.0	Available
NEFT/RTGS	Rs 15.0	Available
UPI	Rs 0.0	Available

Additional information: UPI is not available between 22:30 hours IST and 23:30 hours IST.

There is an option to **reprint the Remittance Form** in SBI collect.

The screenshot shows a web browser window with the URL `onlinesbi.com/sbicollect/sblink/showremittanceform.htm`. The page header includes the SBI logo and the text 'State Bank Collect'. A navigation bar contains 'State Bank Collect' and 'State Bank Mops'. A dropdown menu is open under 'State Bank Collect', showing options: 'State Bank Collect', 'Reprint Remittance Form', and 'Payment History'. The 'Reprint Remittance Form' option is highlighted. The main content area shows a form with the following fields:

- Date of Birth *** (with a calendar icon) and subtext: (Date provided at the time of making payment)
- Mobile Number(Enter 10 - digit) ***
- Start Date *** (with a calendar icon)
- End Date *** (with a calendar icon) and value: 10/12/2019

Below the form, there is a radio button option: Enter the INB Reference Number (Starting with 'DU') & DOB/Mobile Number to view a specific payment

Further down, there are additional fields:

- DU Reference Number ***
- Date of Birth *** (with a calendar icon) and subtext: (Date provided at the time of making payment)

The bottom of the page shows a JavaScript call: `javascript:callURL('/sbicollect/sblink/showremittanceform.htm')`